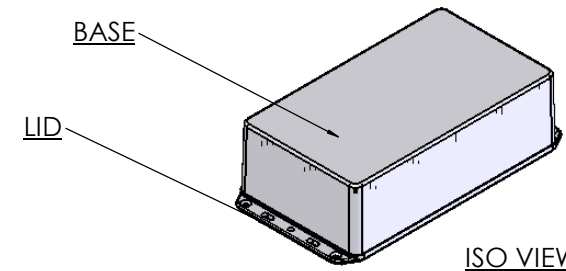


OVERALL ASSEMBLY DIMENSIONS:

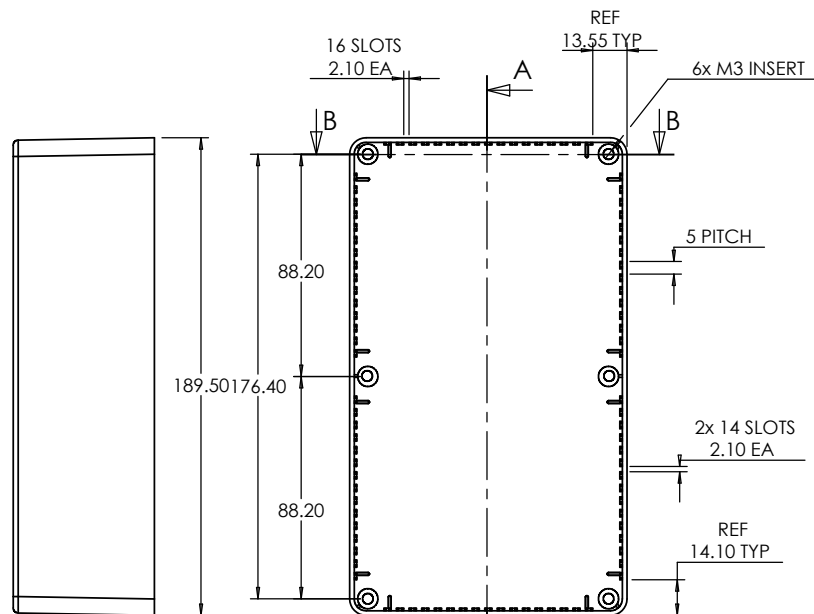
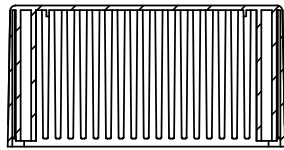
EXTERNAL - 213 x 112.3 x 60.7

INTERNAL - 186.4 x 106.4 x 56.4




ISO VIEW
1:5

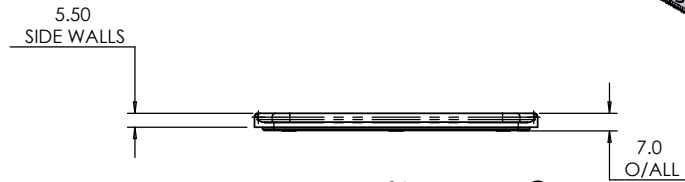
SECTION B-B



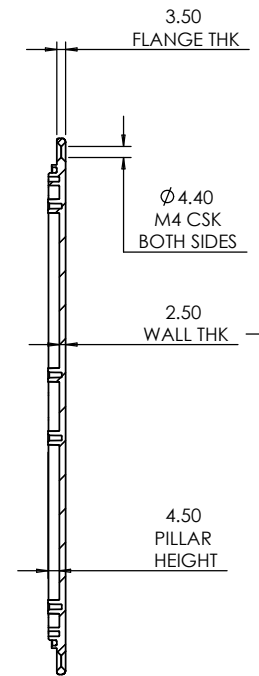
BASE



SECTION A-A



LID



SECTION C-C
SCALE 1:3

		UNLESS OTHERWISE SPECIFIED: DIMENSIONS ARE IN MILLIMETERS		DO NOT SCALE DRAWING		REVISION. 0	
		FINISH: SMOOTH		TITLE: GNL ASSEMBLY DRG FOR IP 2000-SERIES ENCLOSURE			
JAMES CARTER RD, MILDENHALL, SUFFOLK. IP28 7DE TEL: 01638 716101 FAX: 01638 716554 EMAIL: SALES@BOSS-ENCLOSURES.CO.UK WEB: WWW.BOSS-ENCLOSURES.CO.UK		MATERIAL: ABS		DWG NO. 2006-IP		A4	
DRAWN	NAME SUBKHANKULOVA	SIGNED LS	DATE 27/02/09	PROJECTION.		SCALE: 1:2	
CHK'D	-	-	-			SHEET 1 OF 1	