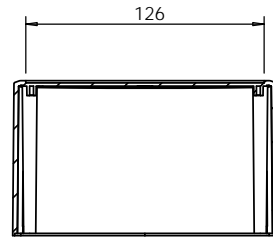


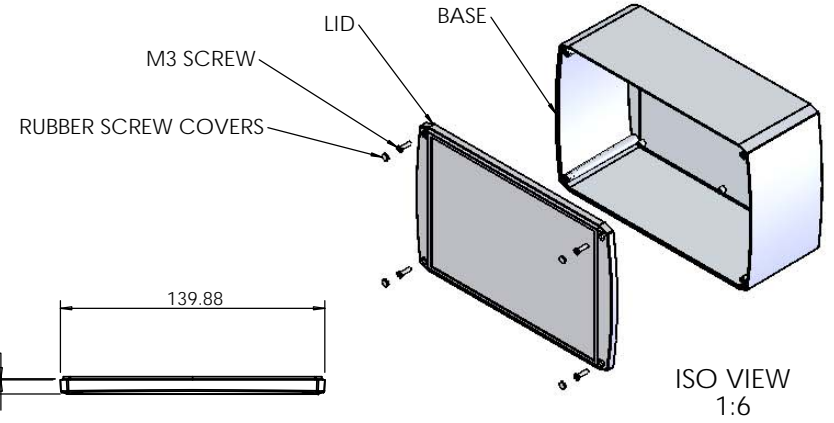
OVERALL ASSEMBLY DIMENSIONS:

EXTERNAL - 220 x 140 x 90

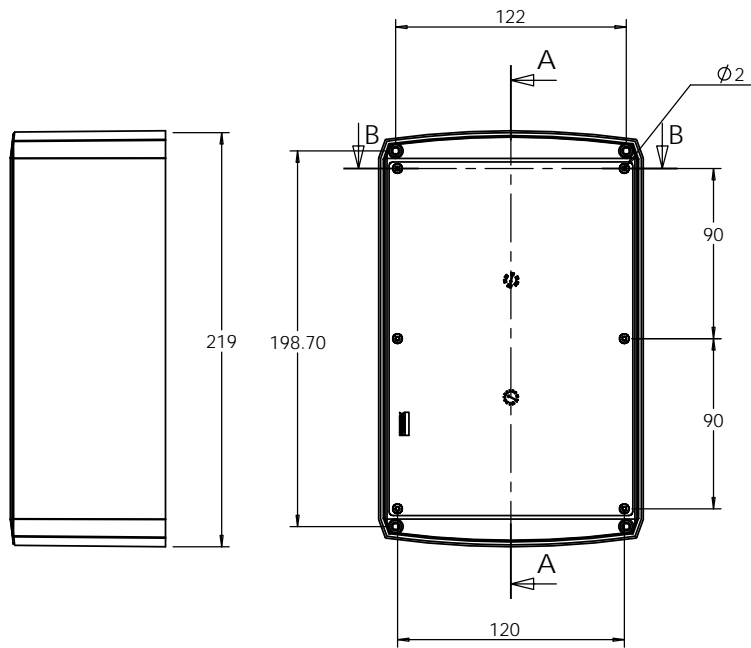
INTERNAL - 215 x 135 x 82.5



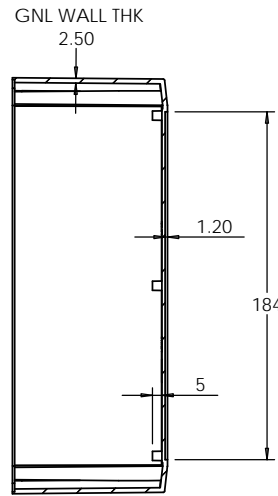
SECTION B-B



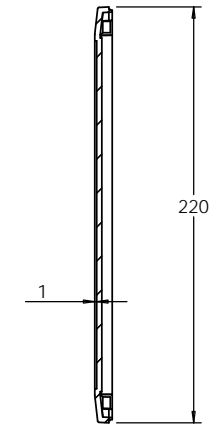
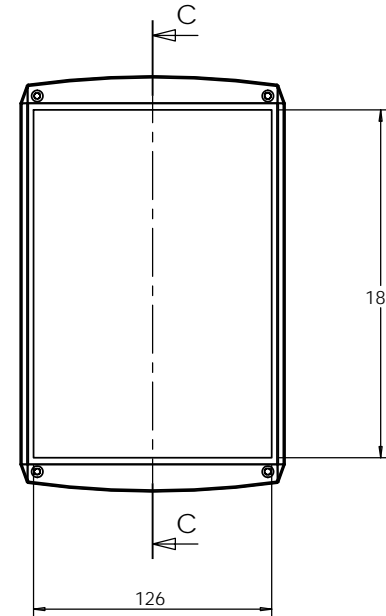
ISO VIEW
1:6



BASE

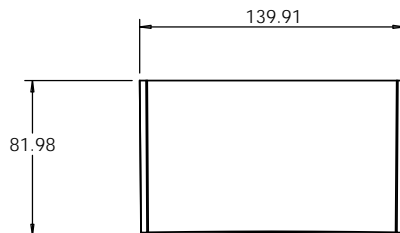


SECTION A-A



SECTION C-C

LID



<p>JAMES CARTER RD, MILDENHALL, SUFFOLK. IP28 7DE TEL: 01638 716101 FAX: 01638 716554 EMAIL: SALES@BOSS-ENCLOSURES.CO.UK WEB: www.BOSS-ENCLOSURES.CO.UK</p>				UNLESS OTHERWISE SPECIFIED: DIMENSIONS ARE IN MILLIMETERS		DO NOT SCALE DRAWING		REVISION. 0		
				FINISH: SMOOTH		TITLE: GNL ASSEMBLY DRG FOR 1101 SERIES - 33101006				
DRAWN S.HARDINGE		SIGNED SJH		DATE 02/07/08		MATERIAL: ABS		DWG NO. 33101006		A4
CHK'D -		-		-		PROJECTION. 		SCALE: 1 : 4		SHEET 1 OF 1